

FORM NO. MGT.9

EXTRACT OF ANNUAL RETURN

as on the financial year ended on 31.03.2018

[Pursuant to section 92(3) of the Companies Act, 2013 and rule 12(1) of the Companies (Management and Administration) Rules, 2014]

I. REGISTRATION AND OTHER DETAILS:

- i) CIN : U24239TG2004PTC043271
- ii) Registration Date : 18.05.2004
- iii) Name of the Company : Rampex Labs Pvt Ltd
- iv) Category / Sub-Category of the Company : Manufacture of chemicals and chemical products
- v) Address of the Registered office and
Plot No-151, S.V Co-Operative Indl. Estate,
Village Road, IDA-Bollaram Village, Medak Dist,
Telangana, India-502325.
- Contact details : J.V.V. Prasada Rao, Director-Finance,
Ph no-08458-279682/Mob: 9396550190,
- Email : jvvprao@rampexlabs.com.
- vi) Whether listed company Yes / No
- vii) Name, Address and Contact details of
Registrar and Transfer Agent, if any: XIsofttech Systems Limited
3, Sagar Society, Road No.2, Banjarahills,
Hyderabad - 500034


II. PRINCIPAL BUSINESS ACTIVITIES OF THE COMPANY

All the business activities contributing 10 % or more of the total turnover of the company shall be stated:-

Sl. No.	Name and Description of main products/ services	NIC Code of the Product/ service	% to total turnover of the company
1	1-Acetyl-4-(4-Hydroxy Phenyl) Piperazine	21001	16.96
2	6-Fluoro3,4 Dihydro-2h-1-BenzoPyran2carboxylic Acid	21001	8.88
3	3-Chinuclidinon Hydrochlorid	21001	9.74

III. PARTICULARS OF HOLDING, SUBSIDIARY AND ASSOCIATE COMPANIES -

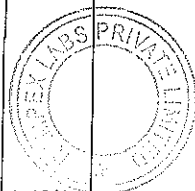
S. NO	NAME AND ADDRESS OF THE COMPANY	CIN/GLN	HOLDING/ SUBSIDIARY/ ASSOCIATE	% of shares held	Applicable Section
1	N.A	N.A	N.A	N.A	N.A
2	N.A	N.A	N.A	N.A	N.A



IV. SHARE HOLDING PATTERN (Equity Share Capital Breakup as percentage of Total Equity)

i) Category-wise Share Holding


Category of Shareholders	No. of Shares held at the beginning of the year				No. of Shares held at the end of the year				% Change during the year
	Demat	Physical	Total	% of Total Shares	Demat	Physical	Total	% of Total Shares	
A.Promoters									
(1) Indian									
a) Individual/ HUF	5,70,700	0	5,70,700	3.07	5,70,700	0	5,70,700	2.79%	-0.28%
b) Central Govt									
c) State Govt (s)									
d) Bodies Corp.									
e) Banks/FI									
f) Any Other..									
Sub-total (A) (1):-	5,70,700	0	5,70,700	3.07	5,70,700	0	5,70,700	2.79%	-0.28%
(2) Foreign									
a) NRIs - Individuals	55,31,057	12,98,973	68,30,030	36.71%	68,88,034	12,98,973	81,87,007	40.01%	3.30
b) Other - Individuals	2,22,143	30,66,549	32,88,692	17.68%	2,22,143	30,66,549	32,88,692	16.07%	-1.61%
c) Bodies Corp.									
d) Banks / FI									
e) Any Other....									
Sub-total (A) (2):-	57,53,200	43,65,522	1,01,18,722	54.39%	71,10,177	43,65,522	1,14,75,699	56.08%	1.69%
Total shareholding of Promoter									
(A) = (A)(1)+(A)(2)	63,23,900	43,65,522	1,06,89,422	57.46	76,80,877	43,65,522	1,20,46,399	58.87%	1.41%
B. Public Shareholding									
1. Institutions									
a) Mutual Funds									
b) Banks/FI									
c) Central Govt									
d) State Govt(s)									
e) Venture Capital Funds									
f) Insurance Companies									
g) FII's									
h) Foreign Venture Capital Funds									
i) Others (specify)									
Sub-total (B)(1):-									
2. Non-Institutions									
a) Bodies Corp.									
i) Indian	10,72,499	500000	15,72,499	8.45%	15,72,499	500000	20,72,499	10.13%	1.68%



Category of Shareholders	No. of Shares held at the beginning of the year				No. of Shares held at the end of the year				% Change during the year
	Demat	Physical	Total	% of Total Shares	Demat	Physical	Total	% of Total Shares	
ii) Overseas									
b) Individuals									
i) Individual shareholders holding nominal share capital upto Rs. 1 lakh		12,300	12,300	0.07%		12,300	12,300	0.06%	-0.01%
ii) Individual shareholders holding nominal share capital in excess of Rs 1 lakh	51,63,061	11,65,873	63,28,934	34.02%	51,63,061	11,65,873	63,28,934	30.93%	-3.09%
c) Others (specify)									
Sub-total (B)(2):-	62,35,560	16,78,173	79,13,733	42.54%	67,35,560	16,78,173	84,13,733	41.12%	-1.42%
Total Public Shareholding (B) = (B)(1) + (B)(2)	62,35,560	16,78,173	79,13,733	42.54%	67,35,560	16,78,173	84,13,733	41.13%	-1.42%
C. Shares held by Custodian for GDRs & ADRs	Nil	Nil	Nil	NA	Nil	Nil	Nil	Nil	NA
Grand Total (A+B+C)	12559460	6043695	18603155	100	14416437	6043695	20460132	100	Nil

(ii) Shareholding of Promoters

SIN o.	Shareholder's Name	Shareholding at the beginning of the year			Share holding at the end of the year			% change in share holding during the year
		No. of Shares	% of total Shares of the company	% of Shares Pledged/ encumbered to total shares	No. of Shares	% of total Shares of the company	% of Shares Pledged/ encumbered to total shares	
1	Ranga N.B. Gorrepati	4953171	26.63%	75.96	6310148	30.84%	66.20	27.40
2.	Mr. Ranga N.B. Gorrepati (Trustee, Gorrepati 2014 Charitable Lead Trust)	1562500	8.40%	Nil	1562500	6.62%	Nil	Nil
3.	Mrs. Indira Gorrepati (Trustee, The Gorrepati 2014 Family Trust)	1283537	6.90%	Nil	1283537	5.44%	Nil	Nil
4.	Indira Gorrepati	287674	1.55	Nil	287674	1.41%	Nil	Nil
5.	Pallavi Gorrepati	1016520	5.46	Nil	1016520	4.97%	Nil	Nil
6.	Madhavi Gorrepati	1015720	5.46	Nil	1015720	4.96%	Nil	Nil
7.	JVV Prasada Rao	570300	3.07	52.60	570300	2.79%	52.60	Nil
	Total	10689422	57.46	Nil	12046399	58.87%	Nil	-1.41%




(iii) Change in Promoters' Shareholding (please specify, if there is no change)

Sl. No.		Shareholding at the beginning of the year		Cumulative Shareholding during the year	
		No. of shares	% of total shares of the company	No. of shares	% of total shares of the company
	At the beginning of the year	10689422	57.46%	10689422	57.46%
	At the End of the year	10689422	52.25%	12046399	58.87%

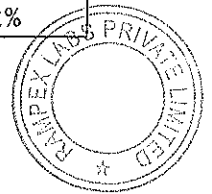
(iv) Shareholding Pattern of top ten Shareholders (other than Directors, Promoters and Holders of GDRs and ADRs): Kindly fill the

Sl. No.	Name of the shareholder	Shareholding at the beginning of the year		Cumulative Shareholding during the year	
		No. of shares	% of total shares of the company	No. of shares	% of total shares of the company
	For Each of the Top 10 Shareholders				
1	Espee Life Sciences Pvt Ltd At the beginning of the year Date wise Increase: Allotment on 15 th Apr 2017 Allotment on 14 th Jul 2017 At the End of the year	772500 459459 40541 1272500	4.15% 2.45% 0.20% 6.22%	772500 1231959 1272500 1272500	4.15% 6.22%
2	Krishna Polypacks Pvt Ltd At the beginning of the year Date wise Increase: At the End of the year	670270 0 670270	3.60% 0.00% 3.26%	670270 0 670270	3.60% 0.00% 3.26%
3	Lakshmi Dandu At the beginning of the year Date wise Increase: At the End of the year	579193 0 579193	3.11% 2.83%	579193 0 579193	3.11% 0 2.83%
4	Babu Kantamneni At the End of the year Date wise Increase: At the End of the year	500000 0 500000	2.69% 0.00% 2.44%	500000 0 500000	2.69% 0.00% 2.44%
5	Raju S Dandu At the beginning of the year Date wise Increase: At the End of the year	367711 0 367711	1.98% 0% 1.80%	367711 0 367711	1.98% 0% 1.80%
6	Surendra Babu Gorrepati At the beginning of the year Date wise Increase: At the End of the year	226715 0 226715	1.22% 0.00% 1.11%	226715 0 226715	1.22% 0.00% 1.11%
7	Hanumantha Rao Vaitla At the beginning of the year Date wise Increase: At the End of the year	327823 0 327823	1.76% 0% 1.60%	327823 0 327823	1.76% 0% 1.60%
8	JAYASHREE.N.G beginning of the year Date wise Increase: At the End of the year	125000 0 125000	0.67% 0.00% 0.67%	125000 0 125000	0.67% 0.00% 0.61%
9	M MAHALAKSHMI At the beginning of the year Date wise Increase: At the End of the year	127116 0 127116	0.68% 0.10% 0.62%	127116 0 127116	0.68% 0.0% 0.62%
10	S V D FINVEST PVT LTD At the beginning of the year Date wise Increase: At the End of the year	100000 0 100000	0.54% 0.00% 0.49%	100000 0 100000	0.54% 0.00% 0.49%



(v) Shareholding of Directors and Key Managerial Personnel:

Sl. No.	Name of the <i>Directors</i>	Shareholding at the beginning of the year		Cumulative Shareholding during the year	
		No. of shares	% of total shares of the company	No. of shares	% of total shares of the company
1.	<i>Ranga NB Gorrepati</i>				
	At the beginning of the year	4953171	26.62%	4953171	26.62%
	Date wise Increase:				
	Allotment on 31 st Aug 2017	156977			
	Allotment on 28 th Oct 2017	200000	6.63%	6310148	6.63%
	Allotment on 23 rd Nov 2017	400000			
	Allotment on 8 th Feb 2018	600000			
	Date wise Decrease:				
	At the End of the year	6310148	30.84%	6310148	30.84%
2	<i>Prasanth Chemuduri</i>				
	At the beginning of the year	2609200	14.03%	2609200	14.03%
	Date wise Increase:	0	0.00%	0	0.00%
	At the End of the year	2609200	12.75%	2609200	12.75%
3	<i>B Lokanath</i>				
	At the beginning of the year	114516	0.62%	114516	0.62%
	Date wise Increase:	0	0.00%	0	0.00%
	At the End of the year	114516	0.56%	114516	0.56%
4	<i>Murali Maganti</i>				
	At the beginning of the year	115654	0.62%	115654	0.62%
	Date wise Increase:	0	0.00%	0	0.00%
	At the End of the year	115654	0.57%	115654	0.57%
5	<i>Prasada Rao JV</i>				
	At the beginning of the year	570300	3.07%	570300	3.07%
	Date wise Increase:	0	0.00%	0	0.00%
	At the End of the year	570300	2.79%	570300	2.79%
6	<i>Sasty JSVN</i>				
	At the beginning of the year	270000	1.45%	270000	1.45%
	Date wise Increase:	0	0.00%	0	0.00%
	At the End of the year	270000	1.32%	270000	1.32%



V. INDEBTEDNESS


Indebtedness of the Company including interest outstanding/accrued but not due for payment

	Secured Loans excluding deposits	Unsecured Loans	Deposits	Total Indebtedness
Indebtedness at the beginning of the financial year				
i) Principal Amount	474346583	54125502	NIL	528472085
ii) Interest due but not paid	NIL	NIL	NIL	NIL
iii) Interest accrued but not due	NIL	670433	NIL	670433
Total (i+ii+iii)	474346583	54795935	NIL	529142518
Change in Indebtedness during the financial year				
• Addition	NIL	2576191	NIL	2576191
• Reduction	-23133789	NIL	NIL	-23133789
Net Change	-23133789	2576191	NIL	-20557598
Indebtedness at the end of the financial year				
i) Principal Amount	451212794	51960254	Nil	503173048
ii) Interest due but not paid	Nil	Nil	Nil	Nil
iii) Interest accrued but not due	Nil	5411872	Nil	5411872
Total (i+ii+iii)	451212794	57372126	Nil	508584920

VI. REMUNERATION OF DIRECTORS AND KEY MANAGERIAL PERSONNEL

A. Remuneration to Managing Director, Whole-time Directors and/or Manager:

Sl. no.	Particulars of Remuneration	Name of MD/WTD/ Manager			Total Amount
		C. Prasanth Executive Director	J.V.V. Prasada Rao Director-Fin	J.S.V.N. Sastry Director-Tech	
1.	Gross salary (a) Salary as per provisions contained in section 17(1) of the Income-tax Act, 1961 (b) Value of perquisites u/s 17(2) Income-tax Act, 1961 (c) Profits in lieu of salary under section 17(3) Income- tax Act, 1961	4365380	3158500	2858500	10382380
2.	Stock Option	Nil	Nil	Nil	Nil
3.	Sweat Equity	Nil	Nil	Nil	Nil
4.	Commission - as % of profit - others, specify...	Nil	Nil	Nil	Nil
5.	Others - Incentive	1200000	300000	300000	1800000
	Total (A)	5565380	3458500	3158500	12182380
	Ceiling as per the Act	NA	NA	NA	NA




B. Remuneration to other directors:

Sl. no.	Particulars of Remuneration	Name of Directors			Total Amount
		Ranga N.B. Gorrepati	B.Lokanath	M.Murali	
	1. Independent Directors				
	<ul style="list-style-type: none"> • Fee for attending board committee meetings • Commission • Others: Professional 				
	Total (1)				
	2. Other Non-Executive Directors				
	<ul style="list-style-type: none"> • Fee for attending board committee meetings • Commission • Others, Professional 	Nil	20000	12500	32500
	Total (2)	0	20000	12500	32500
	Total (B) = (1 + 2)	0	20000	12500	32500
	Total Managerial Remuneration	0	20000	12500	32500
	Overall Ceiling as per the Act	NA	NA	NA	NA

C. REMUNERATION TO KEY MANAGERIAL PERSONNEL OTHER THAN MD/MANAGER/WTD - NIL

Sl. no.	Particulars of Remuneration	Key Managerial Personnel			
		CEO	Company Secretary	CFO	Total
1.	Gross salary (a) Salary as per provisions contained in section 17(1) of the Income-tax Act, 1961 (b) Value of perquisites u/s 17(2) Income-tax Act, 1961 (c) Profits in lieu of salary under section 17(3) Income-tax Act, 1961	Nil	Nil	Nil	Nil
2.	Stock Option	Nil	Nil	Nil	Nil
3.	Sweat Equity	Nil	Nil	Nil	Nil
4.	Commission - as % of profit - others, specify...	Nil	Nil	Nil	Nil
5.	Others, please specify	Nil	Nil	Nil	Nil
	Total	Nil	Nil	Nil	Nil




VII. PENALTIES/PUNISHMENT/COMPOUNDING OF OFFENCES:

Type	Section of the Companies Act	Brief Description	Details of Penalty/Punishment/Compounding fees imposed	Authority [RD/NCLT/COURT]	Appeal made, if any (give Details)
A. COMPANY					
Penalty	Nil	Nil	Nil	Nil	Nil
Punishment	Nil	Nil	Nil	Nil	Nil
Compounding	Nil	Nil	Nil	Nil	Nil
B. DIRECTORS					
Penalty	Nil	Nil	Nil	Nil	Nil
Punishment	Nil	Nil	Nil	Nil	Nil
Compounding	Nil	Nil	Nil	Nil	Nil
C. OTHER OFFICERS IN DEFAULT					
Penalty	Nil	Nil	Nil	Nil	Nil
Punishment	Nil	Nil	Nil	Nil	Nil
Compounding	Nil	Nil	Nil	Nil	Nil

FOR AND ON BEHALF OF THE BOARD

J V V Prasada Rao
 J V V Prasada Rao
 Director
 (Din: 00040404)



Place: Hyderabad
 Date: 13/07/2018